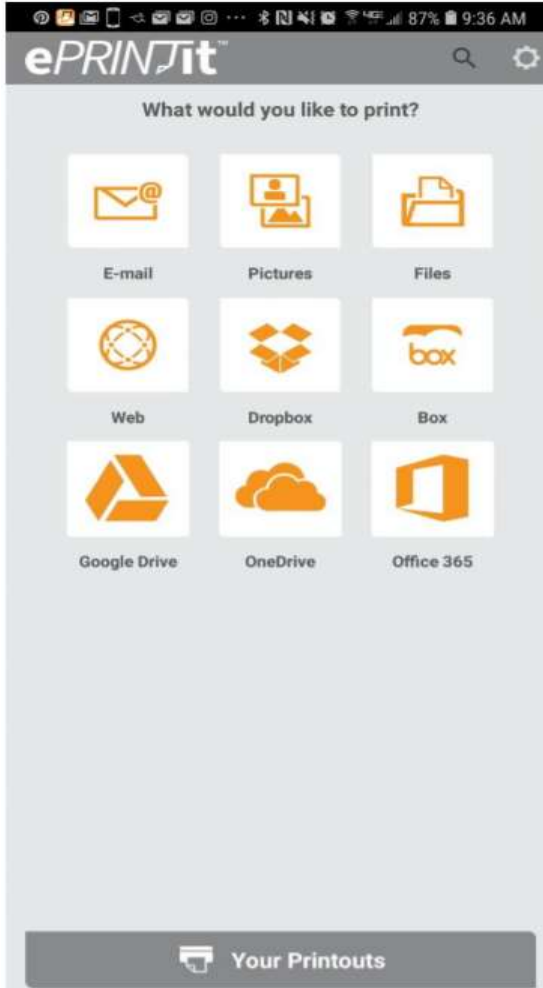


ePRINTit App Instructions:

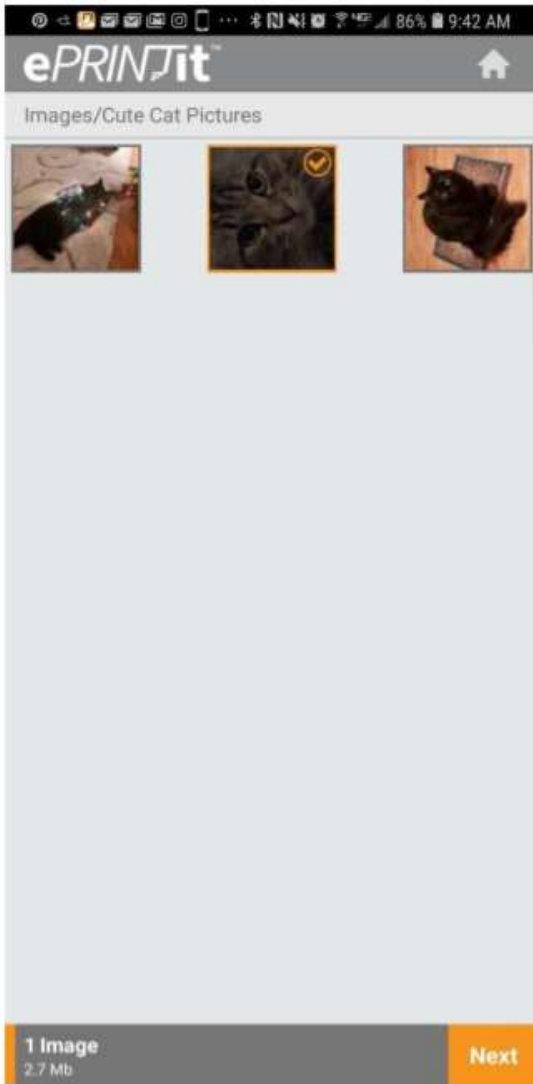
1. Download the **Public Print Locations** by ePRINTit app:
 - a. Apple App Store: <https://itunes.apple.com/ua/app/public-print-locations/id1181041135>
 - b. Google Play Store: <https://play.google.com/store/apps/details?id=com.eprintit.eprint.ppl.client>
2. When you open the app, you will see this screen:



This screen gives lets you choose which app/service you want to print from.

Please note that all options on this page with the exception of Pictures and Files requires you to connect the specific account to the ePRINTit app.

3.



On this screen, you will select the documents or photos that you would like to print. Note that I have the middle picture checked. Once you have selected all the documents that you want to print, click on Next at the bottom of the screen.

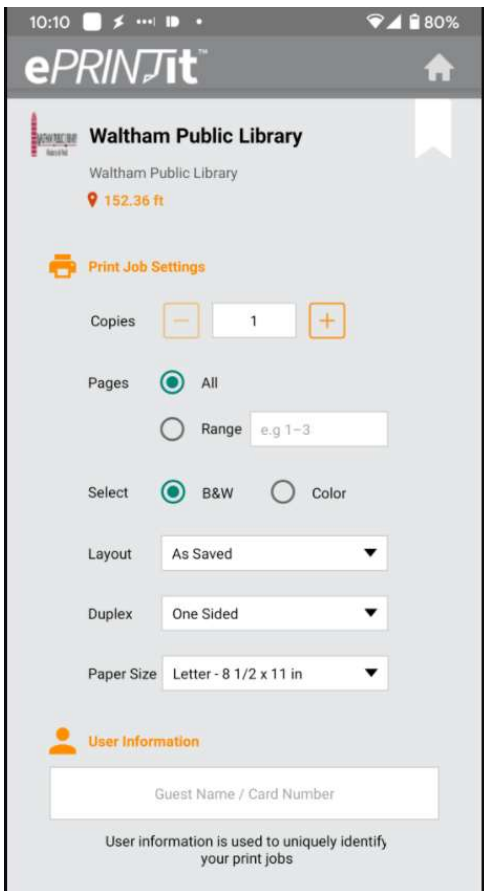
4.



The next screen will default to the Providers option, please click on Nearby, and then enter the library's zip code at the top which is 02451.

Then click on Waltham Public Library.

5.



On this page, you can choose your print settings.

For Guest Name/Card Number, you can enter your first name and the initial of your last name, a pseudonym, or your library card number.

Once you put the information in the name field, you will be able to press the Print button.

10:14 79%

Terms of Use

The following terms and conditions apply to your use of ePRINTit mobile printing. Upon successful submission, your file(s) will be stored in a ePRINTit secure server for download at the location you selected using the access code provided to you. Your file(s) will be accessible for 7 days and then will be deleted from the server. ePRINTit cannot warrant or guarantee the security of information or data that you transmit over the Internet. By choosing to do so, you agree to assume the risk of any unauthorized third-party access. You represent and warrant that you own or otherwise have the right to reproduce the file(s) submitted without violating any third-party intellectual property rights or any applicable law. YOUR CLICKING ON THE BUTTON MARKED "I AGREE" AND YOUR CONTINUED USE OF THE SERVICE INDICATES YOUR ACKNOWLEDGEMENT THAT YOU HAVE READ AND ACCEPTED THESE TERMS AND CONDITIONS.

Do not show again

I Agree

If this is your first time, you are using the app, you will have to agree to ePRINTit's Terms of Use. If you do not want to see this screen again, be sure to check the Do Not Show Again box at the bottom of the page and then click I Agree.

Once you do this, the documents will be sent to the printer.

A staff member will release the print job for you when you are at the library.